

## 44 - INCH OPEN END WRENCHES

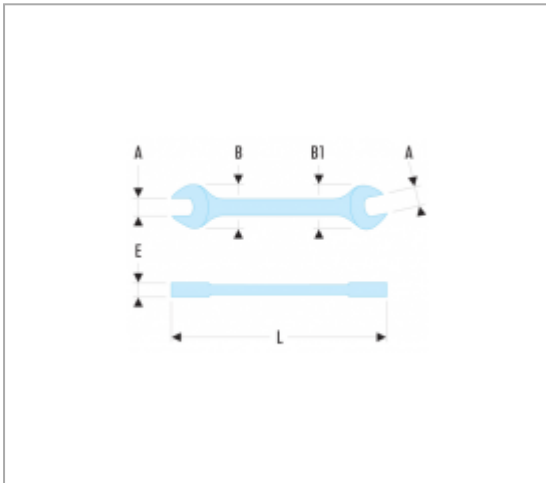


### Standards :


ASME B107.100


### Description :

- Open end wrenches = the open ends are slimmer than a standard combination wrench for better thickness accessibility. Examples: brake calipers, hydraulic hose locknuts.
- Heads hinged at 15°.
- Dimensions in inches: from 1/4" to 1"5/8.
- Presentation: satin chrome finish.



### References :

	A ["]	B X B1 [MM]	E [MM]	L [MM]	[KG]
44.5/16X3/8	5/16X3/8	19,0 x 22,0	4,2	37	0.035
44.7/16X1/2	7/16X1/2	25,5 x 29,8	5,5	167	0.072
44.9/16X5/8	9/16X5/8	31,0 x 33,5	5,7	182	0.095
44.1'7/16X1'5/8	1'7/16X1'5/8	78,0 x 87,0	12	381	0.945
44.3/4X13/16	3/4X13/16	43,0 x 48,5	7,5	240	0.220
44.25/32X13/16	25/32X13/16	-	-	-	0.221

	A ["]	B X B1 [MM]	E [MM]	L [MM]	[KG]
44.3/4X7/8	3/4X7/8	43,0 x 48,5	7,5	240	0.221
44.19/32X11/16	19/32X11/16				0.097
44.13/16X7/8	13/16X7/8	43,0 x 48,5	7,5	240	0.221
44.1'1/16X1'1/8					
44.1'3/16X1'5/16					
44.15/16X1'					
44.1/2X9/16	1/2X9/16	31,0 x 33,5	5,7	182	0.093
44.1/4X5/16	1/4X5/16	15,0 x 17,5	3,7	120	0.020
44.11/32X13/32	11/32X13/32	19,0 x 22,0	4,2	137	0.032
44.3/8X7/16	3/8X7/16	23,0 x 25,0	4,9	152	0.049
44.5/8X11/16	5/8X11/16	39,0 x 42,0	7,3	220	0.173
44.5/8X3/4	5/8X3/4	39,0 x 42,0	7,3	220	0.182
44.7/8X15/16	7/8X15/16	47,0 x 52,0	8,3	245	0.272
44.1'1/8X1'1/4					
44.1'3/8X1'1/2					
44.1'X1'1/16					