


59L - INCH LONG DOUBLE ENDED RING WRENCHES

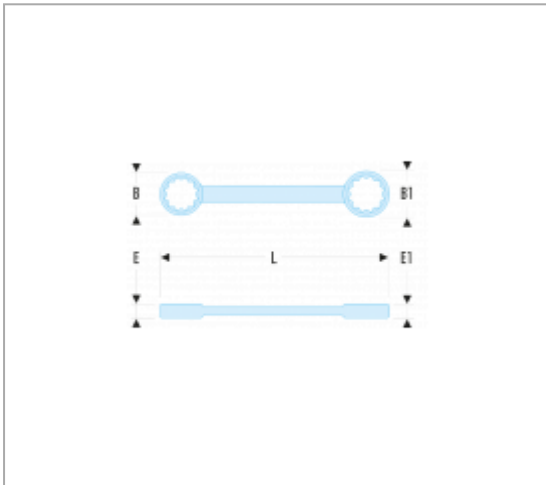


Standards :


AS 954

Description :

- Offset box end for manoeuvrability in confined spaces. •
- Dimensions in inches: from 1/4" to 13/16". •
- Presentation: satin chrome finish.



References :

	A ["]	B [MM]	B1 [MM]	E [MM]	E1 [MM]	L [MM]	[KG]
59L.1/4X5/16	1/4x5/16	10,2	11,6	6,3	7,3	200	0.060
59L.3/8X7/16	3/8x7/16	14,6	17,2	7,5	8,8	288	0.100
59L.1/2X9/16	1/2x9/16	18,8	20	12	13,7	364	0.176
59L.5/8X3/4	5/8x3/4	22,8	26,5	14	15,1	405	0.356
59L.11/16X13/16	11/16x13/16	25,4	30	17	18	410	0.369