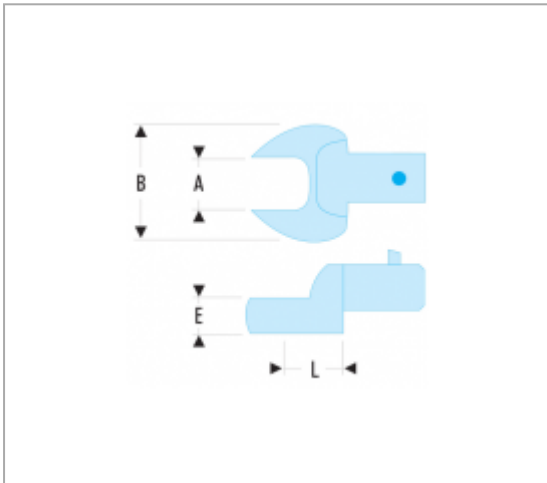




INCH OPEN END BITS - DRIVE 9 X 12 MM



References :

	A ["]	B [MM]	E [MM]	L [MM]	[G]
10.5/16	5/16	19	5	17,5	26
10.1/2	1/2	31	7	17,5	43
10.11/16	11/16	37	9	20,0	59
10.7/16	7/16	25	6	17,5	36
10.3/8	3/8	25	6	17,5	38
10.9/16	9/16	31	7	20,0	41
10.5/8	5/8	37	9	20,0	60
10.3/4	3/4	40	9	20,0	69

	A ["]	B [MM]	E [MM]	L [MM]	[G]
10.1/4	1/4	19	5	17,5	33