

## J.CF - 3/8" INCH CROWFOOT OPEN END BITS

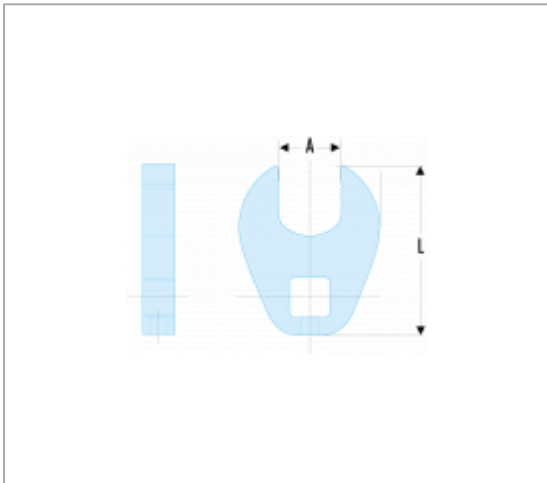


### Standards :


ASME B107.100


### Description :

- Anti-slip design ensuring proper fitting on the fastener.
- Shaped to distribute the contact force over a larger surface.
- Suitable for use in confined spaces.
- Adapted to low torque uses.
- Inch sizes: from 3/8" to 3".
- Bright chrome finish.



### References :

	A ["]	E [MM]	L [MM]	L1 [MM]	[G]
J.3/8CF	3/8	8	32.3	23.4	27
J.7/16CF	7/16	8	33.1	23.4	29
J.1/2CF	1/2	8	35.8	27.9	32
J.9/16CF	9/16	8	40	31.5	35
J.5/8CF	5/8	8	42.1	34.3	41
J.11/16CF	11/16	8	47.5	39.1	45
J.3/4CF	3/4	8	48.5	40.4	50
J.13/16CF	13/16	8	50	43.7	52

	A ["]	E [MM]	L [MM]	L1 [MM]	[G]
J.7/8CF	7/8	8	51.3	45.2	54
J.15/16CF	15/16	8	52.8	45.7	59
J.1PCF	1P	8	54.1	50.8	70
J.1P1/16CF	1P1/16	8	55.3	53.1	109
J.1P1/8CF	1P1/8	8	56	53.1	115
J.1P3/16CF	1P3/16	8	57.6	53.8	120
J.1P1/4CF	1P1/4	8	59.5	54.6	122
J.1P5/16CF	1P5/16	8	61.9	54.6	125
J.1P3/8CF	1P3/8	8	63.4	61	131
J.1P7/16CF	1P7/16	8	65.3	61	135
J.1P1/2CF	1P1/2	8	67.8	65.8	150
J.1P9/16CF	1P9/16	8	69.3	65.8	154
J.1P5/8CF	1P5/8	8	71.2	69.1	163
J.1P11/16CF	1P11/16	8	73.6	69.1	172
J.1P3/4CF	1P3/4	8	74.5	73.7	177
J.1P13/16CF	1P13/16	8	76.9	73.7	181
J.1P7/8CF	1P7/8	8	77.9	81.3	204
J.1P15/16CF	1P15/16	8	81.1	84.8	222
J.2PCF	2P	11.1	85.2	88.1	322
J.2P1/16CF	2P1/16	11.1	86.8	88.1	331
J.2P1/8CF	2P1/8	11.1	90	91.2	336
J.2P3/16CF	2P3/16	11.1	91.7	92.7	354
J.2P1/4CF	2P1/4	11.1	93.3	99.1	404
J.2P5/16CF	2P5/16	11.1	95	100.8	408
J.2P3/8CF	2P3/8	11.1	99.6	105.4	458
J.2P7/16CF	2P7/16	11.1	103.7	105.4	467
J.2P1/2CF	2P1/2	11.1	106.9	108.7	499

	A ["]	E [MM]	L [MM]	L1 [MM]	[G]
J.2P9/16CF	2P9/16	11.1	108.5	110.2	503
J.2P5/8CF	2P5/8	11.1	112.5	116.6	576
J.2P11/16CF	2P11/16	11.1	114.5	119.9	608
J.2P3/4CF	2P3/4	11.1	117.6	121.4	621
J.2P13/16CF	2P13/16	11.1	121.5	121.4	626
J.2P7/8CF	2P7/8	11.1	123.3	129.3	689
J.2P15/16CF	2P15/16	11.1	124.9	130.8	703
J.3PCF	3P	11.1	125.7	130.8	717