
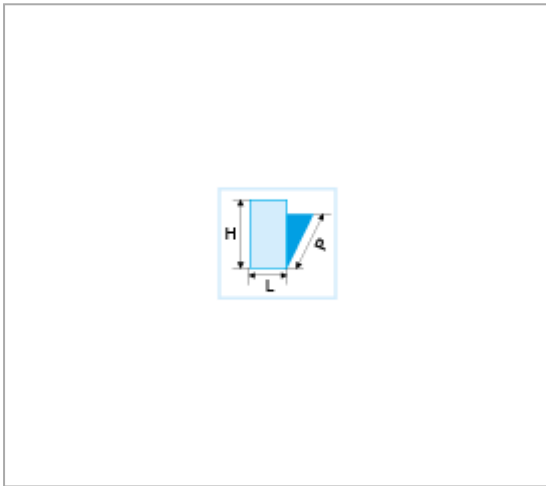


HEAVY-DUTY WORKBENCH 2182 MM - 7 DRAWERS - STAINLESS STEEL WORKTOP - LOW VERSION AND SHUTTER CABINET




Description :

- Workstation, made of a workbench and a shutter cabinet: • Workbench JLS2-2MS7DL: - Fitted with a 7-drawer unit JLS2-MBS7T (5 drawers 60 mm high, 1 drawer 130 mm high, 1 drawer 200 mm high.) drawer useful size (L. x D.): 569 x 421 mm. - Worktop made of multi-ply beech of thickness 40 mm covered with 10/10th 304L brushed stainless steel. (L. x D.)2182x750mm - Weight: 172 kg. • Cabinet JLS2-MHTR: - Stores long and cumbersome tools and/or objects • The vertical hook panels provide high visibility and direct access to the tools. - Shutter with key lock. - Fitted with a perforated panel (6x6 mm with 12 mm pitch) to hang the tools with the range of CKS hooks. - To be fastened directly on the worktop or wall. - Hanging volume useful size: L.2057xD.183xH.714 mm. - Weight: 32.7 kg.



References :

	H [MM]	L [MM]	P [MM]	COLOR	[KG]
JLS2-2MS7DSCL	850	2182	750	Red 3020 Black 9004	204.7